



# VERY YOUNG LEARNERS SPEAKING EXAMS

Kindergarten - Grade 1 - Grade 2

**Sample Papers**



International Exam Centre is a Quality English Associate School.





No part of this document or the related documents and files may be used or reproduced by any means, graphic, electronic, or mechanical, including photocopying, recording, taping, or by any information storage retrieval system without the written permission of International Exam Centre. The copying, redistribution, use or publication of any part of the content below, is strictly prohibited.

**All rights reserved.**

**Copyright © 2019 by International Exam Centre**

# KINDERGARTEN SPEAKING EXAMS

Sample Paper



## ABOUT KINDERGARTEN SPEAKING EXAM

'Kindergarten Speaking Exam' is a fun and motivating English language test to assess children's reception and spoken interaction skills. The exam is specifically designed for kindergarten students who are learning English in an EFL context.

The exam consists of five different parts. First two parts focus on assessing reception skills whereas the last three parts focus on the spoken interaction skills of very young learners.

### SPEAKING TASKS DURATION

TASKS	TASK TYPE	DURATION
Greetings	Greetings	-
Part 1 Reception I	TPR	Approx. 1 minute
Part 2 Reception II	Choose the Correct Picture	Approx. 2 minutes
Part 3 Spoken Interaction I	Picture Cards	Approx. 3 minutes
Part 4 Spoken Interaction II	Scene Picture	Approx. 2 minutes
Part 5 Spoken Interaction III	Personal Questions	Approx. 1 minute
TOTAL:		Approx. 9 MINUTES

### SPEAKING TASKS SUMMARY PROCEDURES

#### Greetings

The examiner greets the candidates, checks their exam papers. This part is not assessed.

Sample:

Examiner says this:	Candidates' minimum response should be:
Hello! My name is Ms. Suzy.	
What's your name? Hello Duru**!	Duru.

## Part 1 Reception I

The examiner gives eight TPR instructions to each candidate. This part tests the understanding and following spoken instructions.



**Sample:**

Examiner says this:	Candidates' minimum response should be:
<b>Stand up.</b>	Candidate stands up.
<b>Jump.</b>	Candidate jumps.
<b>Walk.</b>	Candidate walks.
<b>Point to your nose.</b>	Candidate points to his/her nose.
<b>Sit down.</b>	Candidate sits down.

## Part 2 Reception II

The examiner shows a set of three pictures to each candidate and describes one of them. The candidates take turns in listening to three different sets of instructions. The candidates are only expected to point to the correct answer. This part tests understanding the spoken instructions.

**Sample:**



Examiner says this:	Candidates' minimum response should be:
<b>It's small. It's brown. It says 'Woof, woof!'.</b>	Candidate points to the correct picture.

**Part 3 Spoken Interaction I**

The examiner asks each candidate questions about three different picture cards that they have picked. This part tests understanding and following spoken questions.

**Sample:**



Examiner says this:	Candidates' minimum response should be:
What is it?	Cat.
Is it yellow?	Yes/No.
Have you got a cat?	Yes/No.

**Part 4 Spoken Interaction II**

The examiner asks the candidates some questions about the scene picture. This part tests understanding and following spoken questions.

**Sample:**



Examiner says this:	Candidates' minimum response should be:
Is this a cinema?	No.
Show me the girl.	Candidate points to the girl.
Has she got black hair?	Yes.

**Part 5 Spoken Interaction III**

The examiner asks each candidate two personal questions on topics that they are familiar with. This part tests understanding and responding to personal questions.

**Sample:**

Examiner says this:	Candidates' minimum response should be:
Can you run?	Yes/No.
Do you like chocolate?	Yes/No.
What is your favorite animal?	Cat.



# GRADE 1 SPEAKING EXAMS

Sample Paper



## ABOUT GRADE 1 SPEAKING EXAM

'Grade 1 Speaking Exam' is a fun and motivating English language test to assess children's reception and spoken interaction skills. The exam is specifically designed for Grade 1 students who are learning English in an EFL context.

The exam consists of five different parts. First two parts focus on assessing reception skills whereas the last three parts focus on the spoken interaction skills of young learners.

### SPEAKING TASKS DURATION

TASKS	TASK TYPE	DURATION
Greetings	Greetings	-
Part 1 Reception I	Scene Picture/Toy Car	Approx. 3 minutes
Part 2 Reception II	Yes or No	Approx. 1 minute
Part 3 Spoken Interaction I	Picture Cards	Approx. 3 minutes
Part 4 Spoken Interaction II	Scene Pictures	Approx. 2 minutes
Part 5 Spoken Interaction III	Personal Questions	Approx. 1 minute
TOTAL:		Approx. 10 MINUTES

### SPEAKING TASKS SUMMARY PROCEDURES

#### Greetings

The examiner greets the candidates, checks their exam paper. This part is not assessed.

Examiner says this:	Candidates' minimum response should be:
Hello! My name is Ms. Suzy.	
What's your name? Hello Duru**!	Duru.
How are you?	Fine.

## Part 1 Reception I

This part consists of two different tasks. In the first task, the examiner asks three questions to each candidate about a scene picture. The candidates are expected to point to the correct pictures only. In the second task, the candidates are given a toy car. The examiner asks them to put the toy car somewhere on the same scene picture. This part tests the understanding and following spoken instructions.

**Sample:**



Examiner says this:	Candidates' minimum response should be:
Where are the dogs?	Candidate points to the dogs.
Where is the Sun?	Candidate points to the Sun.
Put the car under the Sun.	Candidate puts the car under the Sun.
Put the car on the dogs.	Candidate puts the car on the dogs.

## Part 2 Reception II

The examiner says three statements about the same scene picture to each candidate. The candidates are expected to say yes or no. This part tests the understanding spoken instructions.

**Sample:**



Examiner says this:	Candidates' minimum response should be:
There are five oranges on the tree.	Yes.
It's rainy.	No.

**Part 3 Spoken Interaction I**

The examiner asks each candidate questions about three different picture cards that they have picked. This part tests understanding and following spoken questions.

**Sample:**



Examiner says this:	Candidates' minimum response should be:
What are they?	Shoes.
What color are they?	Black.
Are you wearing shoes today?	Yes/No.

#### Part 4 Spoken Interaction II

The examiner asks each candidate three questions about two different scene pictures. This part tests understanding and answering spoken questions.

**Sample:**



Examiner says this:	Candidates' minimum response should be:
What is this?	Park/Playground.
How many children are there?	Three.
What is the girl doing?	Eating.

#### Part 5 Spoken Interaction III

The examiner asks each candidate two personal questions on topics that they are familiar with. This part tests understanding and responding to personal questions.

**Sample:**

Examiner says this:	Candidates' minimum response should be:
Do you eat breakfast in the morning?	Yes/No.
How do you feel today?	Happy.

# GRADE 2 SPEAKING EXAMS

Sample Paper



## ABOUT GRADE 2 SPEAKING EXAM

*'Grade 2 Speaking Exam'* is a fun and motivating English language test to assess children's reception and spoken interaction skills. The exam is specifically designed for Grade 2 students who are learning English in an EFL context.

The exam consists of five different parts. First two parts focus on assessing reception skills whereas the last three parts focus on the spoken interaction skills of young learners.

### SPEAKING TASKS DURATION

TASKS	TASK TYPE	DURATION
Greetings	Greetings	-
Part 1 Reception I	Scene Picture/Toy Car	Approx. 3 minutes
Part 2 Reception II	Choose the Correct Picture	Approx. 2 minutes
Part 3 Spoken Interaction I	Yes or No	Approx. 2 minutes
Part 4 Spoken Interaction II	Scene Picture	Approx. 2 minutes
Part 5 Spoken Interaction III	Personal Questions	Approx. 1 minute
TOTAL:		Approx. 10 MINUTES

### SPEAKING TASKS SUMMARY PROCEDURES

#### Greetings

The examiner greets the candidates, checks their exam paper. This part is not assessed.

Examiner says this:	Candidates' minimum response should be:
Hello! My name is Ms. Suzy.	
What's your name? Hello Duru**!	Duru.
How are you?	Fine.

## Part 1 Reception I

This part consists of two different tasks. In the first task, the examiner asks three questions to each candidate about a scene picture. The candidates are expected to point to the correct pictures only. In the second task, the candidates are given a toy car. The examiner asks them to put the toy car somewhere on the same scene picture. This part tests the understanding and following spoken instructions.

**Sample:**






Examiner says this:	Candidates' minimum response should be:
Where is the lamp?	Candidate points to the lamp.
Where is the bed?	Candidate points to the bed.
Put the car behind the books.	Candidate puts the car behind the books.
Put the car next to the dolls.	Candidate puts the car next to the dolls.

## Part 2 Reception II

The examiner shows a set of three pictures to each candidate and describes one of them. The candidates take turns in listening to three different sets of instructions. The candidates are only expected to point to the correct answer. This part tests understanding the spoken instructions.

**Sample:**





Examiner says this:	Candidates' minimum response should be:
It's got two big ears and a long trunk. It can walk and run.	Candidate points to the correct picture.

### Part 3 Spoken Interaction I

The examiner asks each candidate three questions about a picture. The candidates are expected to answer by saying yes or no. This part tests understanding and following spoken questions.

**Sample:**



Examiner says this:	Candidates' minimum response should be:
Does she read books at eight o'clock?	Yes.

### Part 4 Spoken Interaction II

The examiner asks each candidate three questions about a scene picture. This part tests understanding and answering spoken questions.

**Sample:**



Examiner says this:	Candidates' minimum response should be:
What is the girl playing?	Tennis.
What is mum doing?	Reading.

**Part 5 Spoken Interaction III**

The examiner asks each candidate two personal questions on topics that they are familiar with. This part tests understanding and responding to personal questions.

**Sample:**

Examiner says this:	Candidates' minimum response should be:
Do you like singing songs?	Yes/No.
What time do you get up?	At 7.

Merhaba,

**Aşağıdaki bilgiler Anaokulu 1. ve 2 sınıf öğrenciler için hazırlanmıştır.**

Ölçme-Değerlendirme öğrenme sürecinin en önemli unsurudur. Hedefleri yüksek olan eğitim kurumları kendi iç değerlendirmelerinin yanı sıra, dış değerlendirmelerin de öğrenme sürecinde önemli ve değerli bir veri olduğunu, eğitim programlarını zenginleştirdiğini ve uluslararası bir düzeye taşıdığını kabul ederler.

Hazırlamış olduğumuz Küçük Yaş Grubu Konuşma Sınavları, anasınıfı ve ilkokul 1 ve 2. sınıf öğrencilerimizin İngilizce becerilerini değerlendirmektedir. Yoğun İngilizce programı uygulayan okullar tarafından tercih edilen sınavlarımız, anasınıfı ve ilkokul 1 ve 2. sınıf öğrencilerinin dil becerilerini dışarıdan objektif ve tarafsız bir kurum tarafından değerlendirme ile ölçmek isteyen eğitim kurumlarımıza bu olanağı sunmak üzere hazırlamıştır ve 1. ve 2. dönem sonunda olmak üzere yılda iki kez uygulamayı teklif etmekteyiz.

Sınavlarımız öğrencilerin konuşma ve dinleme becerilerini ölçmektedir. Sınav soruları ana sınıfları ve ilkokul 1. ve 2. sınıf kazanımlarından yola çıkarak hazırlanmıştır. Öğrenciler bireysel olarak değerlendirilir ve her bir sınav 8-10 dakika sürer. Sınav içeriğinde; kişisel soruları cevaplama, gösterilen nesnelerle ilgili soruları cevaplama, bir nesneyi tasvir etme, sınav esnasında dinlediği kısa bir hikâye ile ilgili soruları cevaplama ve gösterilen resimlerden (her bir resim ile ilgili bir ve üç kelime arası) kısa bir hikâye oluşturma olmak üzere 5 bölüm vardır. Öğrencileriniz dinlediğini anlama ve ilgili sorulara cevap verebilme ve dili kullanabilme alanlarında değerlendirilir.

Birinci dönem sonunda yapmayı teklif ettiğimiz sınav sonucunda, eğitim kurumuna öğrencilerin bireysel performansını gösteren güçlü ve güçlendirilmesi gereken alanlarının detaylı raporlaması sunulur. İkinci dönem sonunda yapmayı teklif ettiğimiz sınavda eğitim kurumuna aynı raporlama sunulduğu gibi, ayrıca her öğrenciye IEC tarafından başarı sertifikası verilir.

**International Exam Centre Quality English** tarafından onaylı sınav merkezidir Bu onayla birlikte yapmakta olduğumuz çalışmaların kalitesi akredite edilirken bundan sonra yapacağımız çalışmaların da saygın bir kuruluş olan **Quality English** tarafından denetlenmesini ve tüm çalışmalarımızın uluslararası geçerliliğe sahip olmasını sağlayacaktır

Çocuğunuzun dünya vatandaşı olması yolunda en önemli adım olan İngilizce öğrenme yolculuğunda International Exam Centre olarak sizlere destek olmaktan mutluluk duyacağız.

Saygılarımızla,

## IEC ASSESSMENT ENGLISH CANDIDATE'S EXAM REPORT

**AHMED MURAT NAIBOGLU**

GRADE 1 / OZEL ACIBADEM ILK OKULU AKASYA

### STEP 1 - 04/01/2019

Speaking & Listening 14 / 25

**Overall Score: 14 / 25 - Pass**



### SCORING FOR GRADE 1

**Success Rate : 56 / 100**

#### Speaking & Listening:

Öğrencimiz yeterli miktarda kelimeler kullanarak çok basit cümleler kurmakta, belirli bir yardım ile yönergeleri dinleyip, görsel hatırlatıcılara, çeşitli bilgilere ve sorulara cevap vermekte ve jest ve mimikleri bazen kullanmakla beraber çok basit bir diyalogu sürdürmekte üstün dikkat ve odaklanma göstermelidir. Bununla beraber öğrencimiz fazlasıyla sınırlı bir kelime vurgusu ile anlaşılır bir telaffuza sahip olmaktadır.

### STEP 2 - 24/05/2019

Speaking & Listening 21 / 25

**Overall Score: 21 / 25 - Pass with Merit**



### SCORING FOR GRADE 1

**Success Rate 84 / 100**

**Difference in between % 28.0 ↑**

#### Speaking & Listening:

Öğrencimiz, jest ve mimikleri bazen kullanmakla beraber çok basit bir diyalogu sürdürmekte, yeterli miktarda kelimeler kullanarak çok basit cümleler kurmakta ve belirli bir yardım ile yönergeleri dinleyip, görsel hatırlatıcılara, çeşitli bilgilere ve sorulara cevap vermekte üstün dikkat ve odaklanma göstermektedir.

SCORING FOR GRADE 1

0 - 5 Fail

6 - 11 Low Achiever

12 - 18 Pass

19 - 22 Pass with Merit

23 - 25 Pass with Distinction

## IEC ASSESSMENT ENGLISH CANDIDATE'S EXAM REPORT

**AHMED MURAT NAIBOGLU**

GRADE 1 / OZEL ACIBADEM ILK OKULU AKASYA

### STEP 1 - 04/01/2019

Speaking & Listening	14 / 25
----------------------	---------

**Overall Score: 14 / 25 - Pass**



### SCORING FOR GRADE 1

**Success Rate : 56 / 100**

#### Speaking & Listening:

The student needs utmost focus and attention on producing very simple utterances while using sufficient vocabulary, responding and listening to instructions, visual prompts, questions and information with assistance and managing an immensely isolated discourse while using gestures / signaled requests for help but the student is sufficient in having an understandable pronunciation with very limited control over the stress of words.

### STEP 2 - 24/05/2019

Speaking & Listening	21 / 25
----------------------	---------

**Overall Score: 21 / 25 - Pass with Merit**



### SCORING FOR GRADE 1

**Success Rate 84 / 100**

**Difference in between % 28.0 ↑**

#### Speaking & Listening:

The student . However, the student needs utmost focus and attention on managing an immensely isolated discourse while using gestures / signaled requests for help, producing very simple utterances while using sufficient vocabulary and responding and listening to instructions, visual prompts, questions and information with assistance.

SCORING FOR GRADE 1	0 - 5 Fail	6 - 11 Low Achiever	12 - 18 Pass	19 - 22 Pass with Merit	23 - 25 Pass with Distinction
---------------------	------------	---------------------	--------------	-------------------------	-------------------------------

VYLE



## CERTIFICATE OF ACHIEVEMENT

**AHMET EREN CELIK**

This is to certify that you have participated  
in **VERY YOUNG LEARNERS EXAM**  
**GRADE 1** (Speaking and Listening)  
at **International Exam Centre**.  
Congratulations on your achievement.

Overall Examination Result : **PASS WITH DISTINCTION**

**03/05/2019**

**SPEAKING & LISTENING**




Award Date: 18/05/2019  
Candidate Number: IEC33390  
Certificate Number: 2019-2020/29192  
Accreditation Number: QA/2019



IEC Assessment  
Team





## ASSESSMENT

**International Exam Centre (IEC)** Very Young Learners qualifications are exams with unique approach and a fresh look to assessment. They are designed to evaluate the English language skills of Kindergarten, Primary 1st and 2nd graders. Our aim is to help students reach their goals and unlock their potential in English language at the earliest age possible. Very Young Learners Exams mainly focus on Listening and Speaking skills and they are aligned with the acquisitions of Kindergarten, 1st and 2nd Grade. All candidates will receive a certificate showing their detailed performances along with their respective points and reports. International Exam Centre is recognized and associated with **Quality English**.

**Pass with Distinction:** When candidates achieve distinction in an exam, that means they have shown extraordinary abilities beyond their exam level. Hence, they will receive a certificate showing their achievement and stating that they are ready for the next exam.

**Pass or Pass with Merit:** When candidates achieve pass or pass with merit in an exam, they will receive a certificate stating that they have demonstrated abilities aligned with the exam they have taken.

**Low Achiever:** When a candidates' performance is lower than the level of the respective exam, the candidates will still get a certificate but it will state that they have demonstrated abilities one level below than their respective exams.

### KINDERGARTEN / 1<sup>ST</sup> GRADE / 2<sup>ND</sup> GRADE

	Listening	Speaking
General ability	The candidates can understand very simple and utterances such as 'This is a book, 'I like my school' and attempt to use it with somewhat intelligible pronunciations.	The candidates can recognize the letters of the English alphabet. They can pronounce these letters along with their names and simple words.
Social and School Life	The candidates can understand very simple expressions of communication while responding to these expressions in a very simple way. They can also listen and repeat some words.	The candidates can read short words and the names of some objects, such as animals or toys. They can speak with simple sentences about themselves or their families.

#### What do the stars mean?

For each skill, the candidates are awarded between one to five stars. If the candidates get two stars, that means they have many things to improve in that respective skill. Candidates who receive three stars still have some things to improve but they also answered a lot of the questions correctly. Finally, candidates who are awarded five stars had an exceptional performance and answered almost all of the questions in a correct way.



*Need to improve*



*Many answers correct*



*Almost all answers correct*



📍 Rota İş Merkezi  
Atakent Mah. 221 Sok.  
No.3A Kat 6/34  
Halkalı / İstanbul

☎ +90 212 356 56 50  
🌐 [internationalexamcentre.com](http://internationalexamcentre.com)  
✉ [exam@iexamcentre.com](mailto:exam@iexamcentre.com)  
📘 [internationalexamcentre](https://www.facebook.com/internationalexamcentre)